

Completely Desulfated re *N*-Sulfated Heparin

Catalog Number: C-CDSRNSHEP-2MG
 C-CDSRNSHEP-5MG

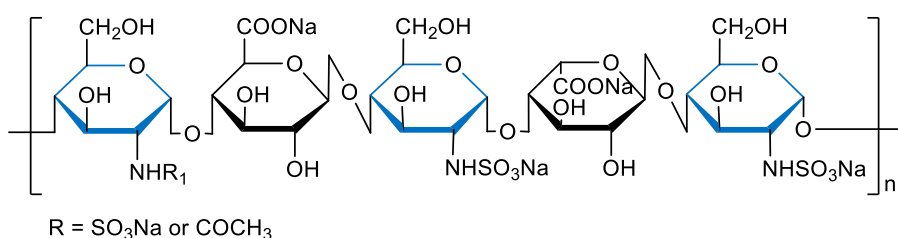
Quantity: 2 mg
 Quantity: 5 mg

Synonyms: None

CAS Number: None listed

Source: Derived from heparin from porcine intestinal mucosa

Product Description: Completely desulfated re *N*-sulfated heparin, a kind of glycosaminoglycan prepared from completely desulfated heparin (Cat#: C-CDSHEP), can be used as a substrate of *O*-sulfotransferase for chemical and biological researches.



Specifications:


Sulfur content	5.5-8.5%	BaCl ₂ -gelatin assay ¹
<i>N</i> -sulfate	>95%	SAX-HPLC
Purity	>98%	High-performance gel permeation chromatography (HPGPC)
Uronic acid	37-48%	<i>m</i> -hydroxydiphenyl method ²
Average Molecular Weight (M _w , Da)	~10,000-15,000	HPGPC-MALLS
Structure Analysis	Pass	¹ H- and ¹³ C-NMR spectra
Solubility, 50 mg/mL, H ₂ O	Clear, Colorless to faint yellow	
Appearance	White to off white powder	

Storage/Stability: Store at room temperature in a dry and dark place until opened. Following reconstitution, aliquot and freeze at -20°C to -80°C for long-term storage or refrigerate at 2°C - 8°C for short-term storage.

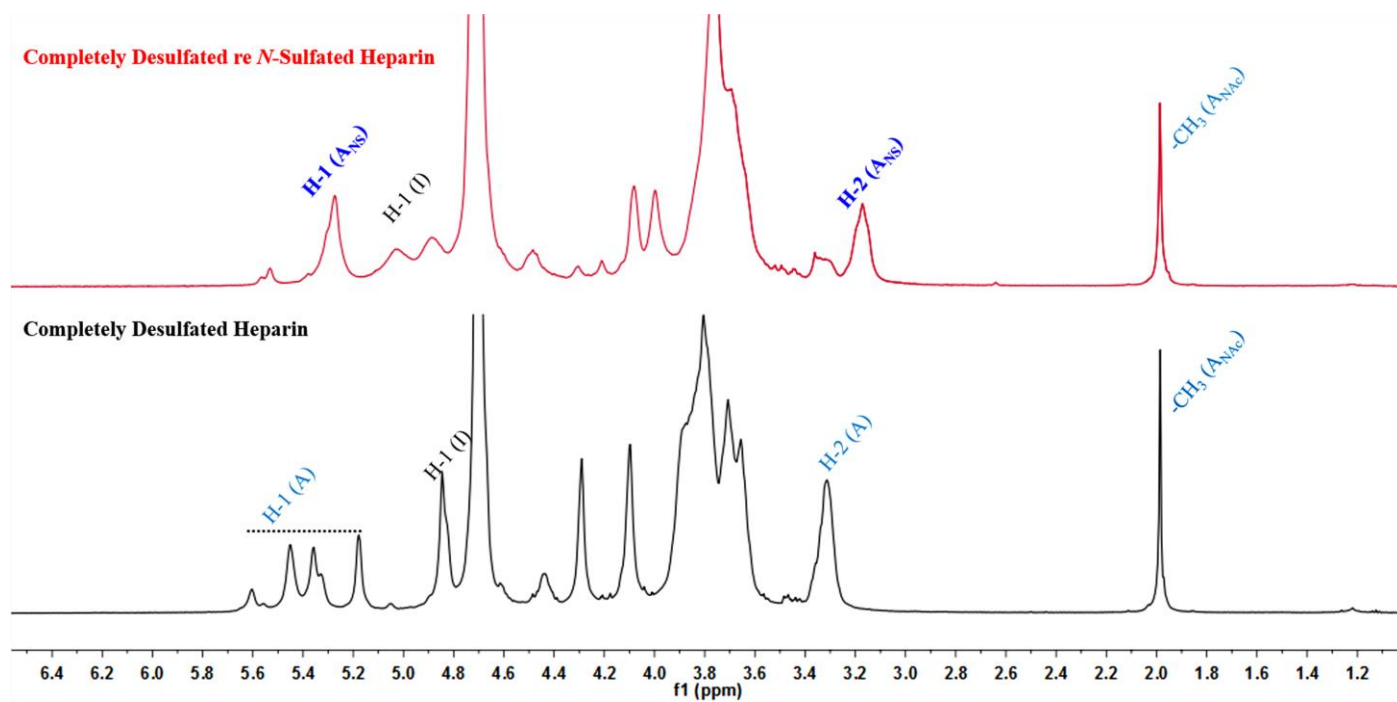
Related Products:

Product	Catalog Number
Heparin Sodium from Porcine Intestinal Mucosa	C-HEPPIM
Completely Desulfated Heparin	C-CDSHEP
2- <i>O</i> -Desulfated Heparin	C-2ODSHEP
6- <i>O</i> -Desulfated Heparin	C-6ODSHEP
<i>N</i> -Desulfated Heparin	C-NDSHEP
Heparin Sodium from Bovine Lung	C-HEPBL

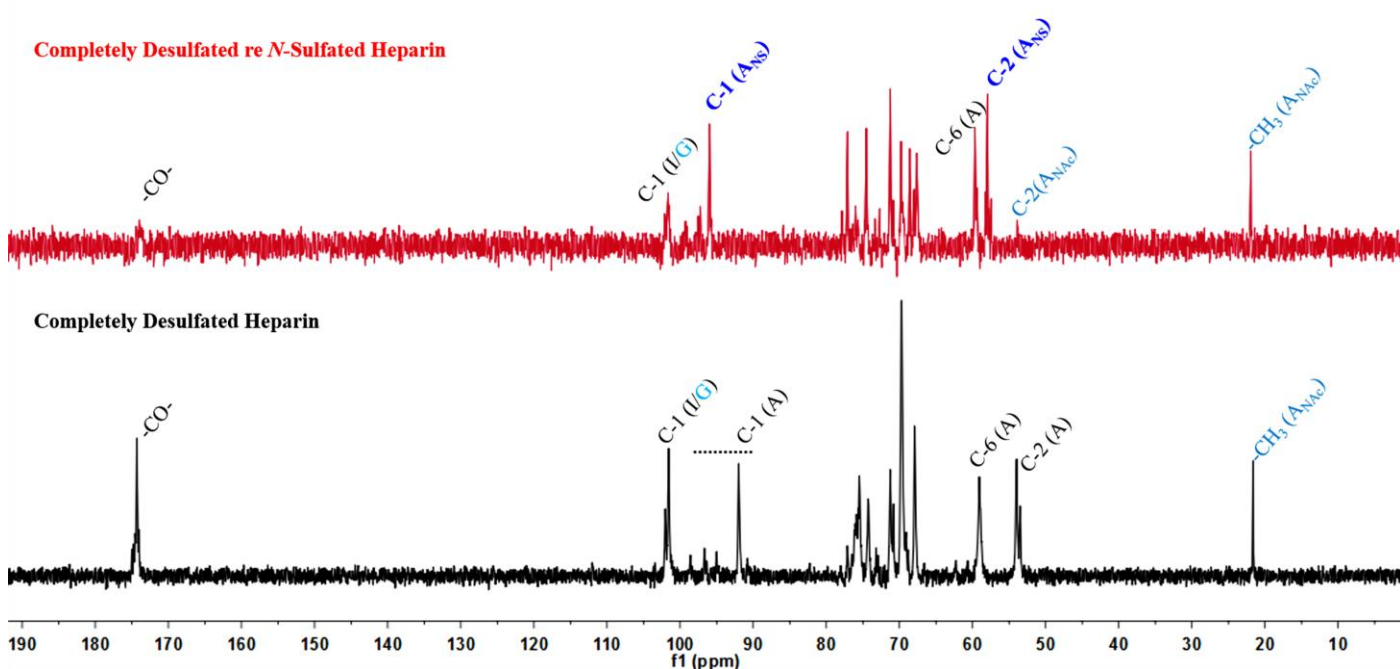
1. The purity analysis of completely desulfated re *N*-sulfated heparin by HPGPC



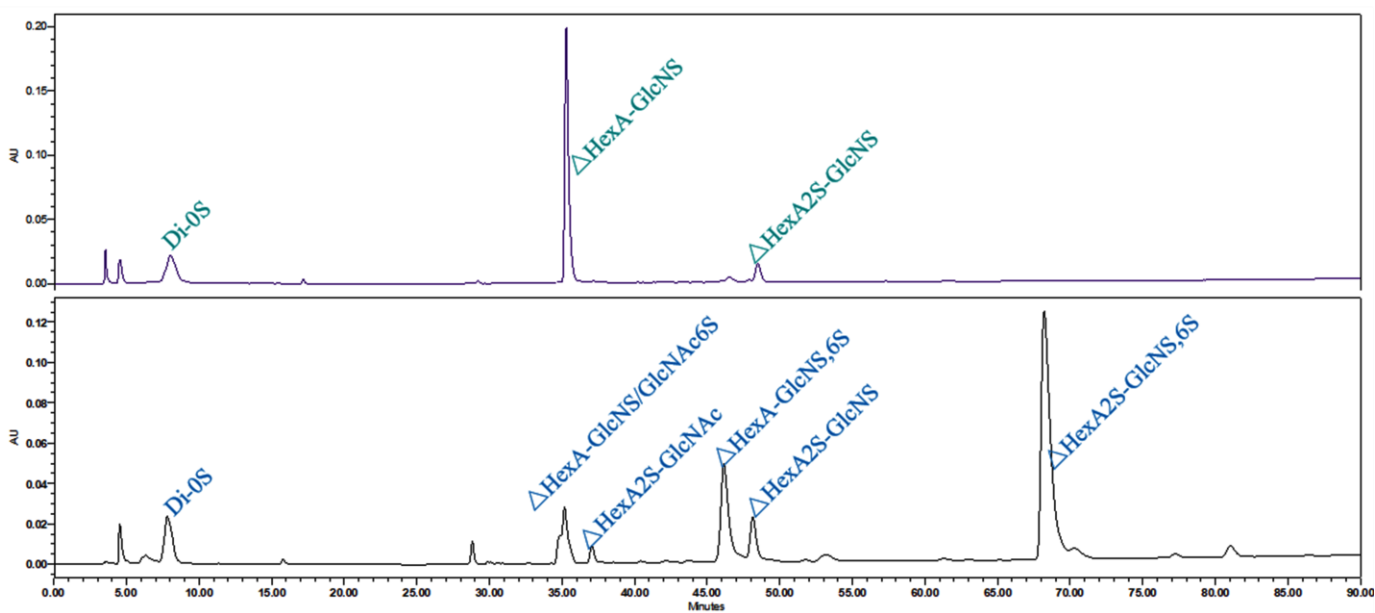
2. The ¹H-NMR spectrum of completely desulfated re *N*-sulfated heparin³



3. The ¹³C-NMR spectrum of completely desulfated re *N*-sulfated heparin⁴



4. Unsaturated disaccharide analysis by SAX-HPLC



References:

1. Dodgson, K.S. and R.G. Price. *Biochem J.* **84**(1): p. 106(1962).
2. Blumenkrantz, N. and G. Asboehansen. *Analytical Biochemistry.* **54**(2): p. 484(1973).
3. Guerrini, M., A. Bisio, and G. Torri. *Seminars in Thrombosis & Hemostasis.* **27**(5): p. 473(2001).
4. Yates, E.A., et al. *Carbohydrate Research.* **294**(294): p. 15(1996).